

TIMPTE[®] SUPER HOPPER



TIMPTE[®] SUPER HOPPER

SUPER
HOPPER
TIMPTE
Since 1884

TIMPTE

Since 1884

www.TIMPTE.com

TIMPTE

Since 1884

- A COMMITMENT TO SERVICE • A REPUTATION FOR QUALITY
- A NEVER ENDING PURSUIT OF EXCELLENCE



Timppte® has been manufacturing bulk commodity trailers for over 130 years. As one of the pioneers in the development of these trailers, we have positioned ourselves to serve your needs today and in the future.

Timppte trailers are designed for those who require the best. We design strength and performance into each new Timppte, but that's only part of our story. Timppte's insistence on using only the finest materials is further assurance of unsurpassed value. We use only the highest quality aluminum and steel in our construction.

The engineering and design leadership that goes into each Timppte trailer shows in our distinctive good looks, craftsmanship, structural detail, and the methods by which Timppte trailers are produced. Value comes from Timppte's tradition of quality.

We are recognized throughout the bulk commodity transportation industry as the leader in quality. To understand what trailer value is all about, take a look at a new Timppte. There's a reason we are the #1 manufacturer of bulk commodity trailers in the country.

We're here when you need us.

With more than 40 locations in the United States & Canada, Timppte's extensive network means you are never far from Timppte's parts, sales, and service.



- Factory Owned Service Centers
- Authorized Independent Dealer



SUPER HOPPER MODELS



FARM HOPPERS: Lengths - 22', 28'6", 33'5", 36', and 38'
Widths - 96" and 102" (22' - Only available in 96" wide)



STANDARD HOPPERS: Lengths - 40' and 42'2"
Widths - 96" and 102"



SL STANDARD MODELS: Lengths - 40' and 42'2"
Width - 96" Only



SUPER CUBE: Lengths - 43' Only
Width - 96" and 102"



SPREAD-AXLE MODELS: Lengths - 48' and 50'
Widths - 96" and 102"



TRI-AXLE MODELS: Lengths - 45', 48', and 50'
Widths - 96" and 102"



SL TRI-AXLE MODEL: Length - 50' Only
Width - 96" Only



LEAD & PUP: Lengths - Lead 28'6" 33'5", 36', 38', 40', 42'2", 43', 45', and 50'
Pup 21' and 18'
Widths - 96" and 102"

TIMPTE

Since 1884

STANDARD FEATURES

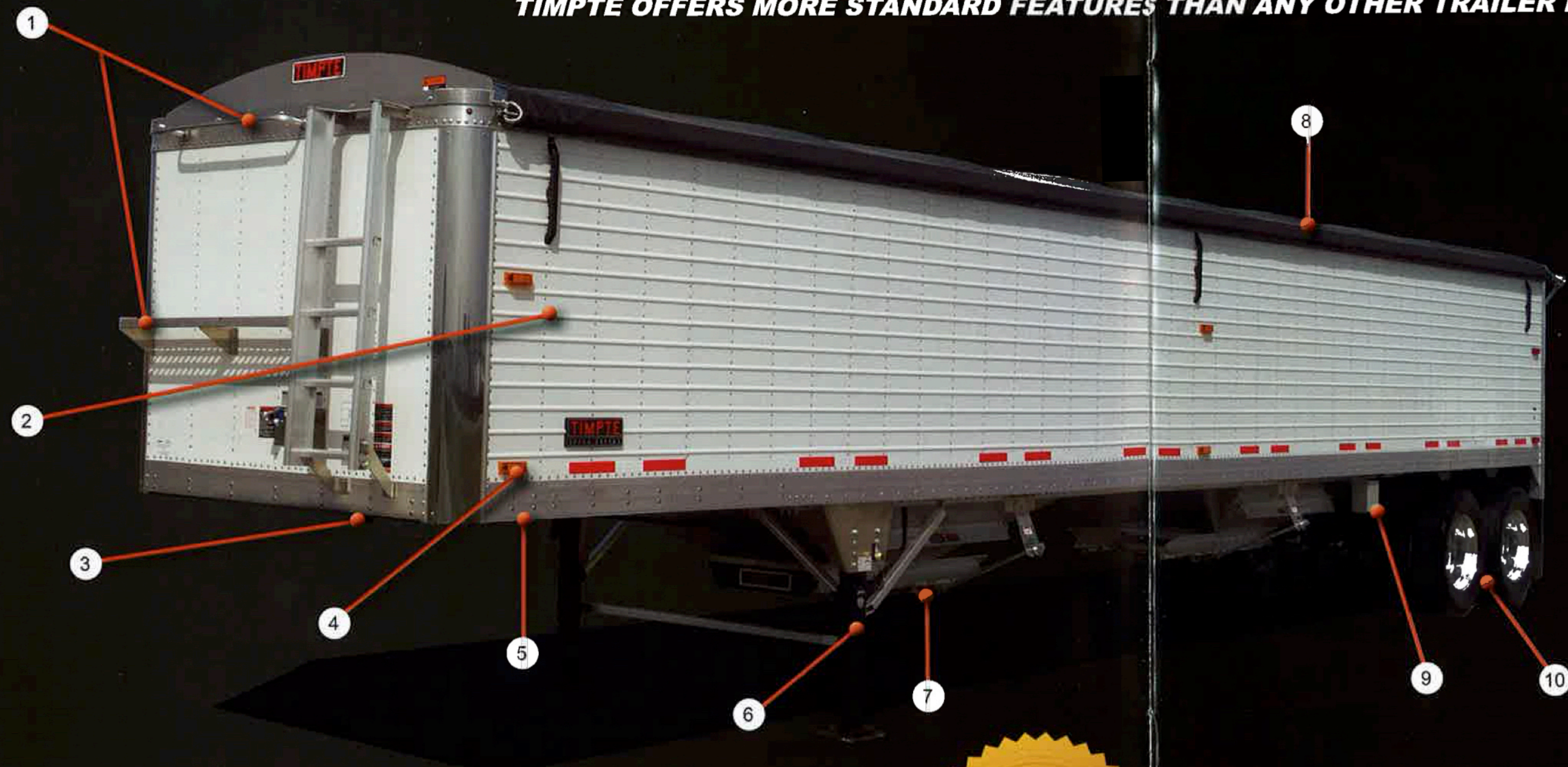
1. Standard with aluminum ladder, platform, and 36" grab bar on front (Two on Rear)
2. .063" aluminum panels are used in high stress areas for added strength and durability.
(2) .063 panels on 38' - 43'
(3) .063 panels on 48' - 50'

4' Exterior Side Panels: A long time Timpte trademark that offers unmatched strength and ease of repair. The smooth aerodynamic exterior sidewalls mean less wind drag and lower fuel costs.

Timpte double wall construction allows for a smooth interior wall, therefore improving the flow of grain. No ledge or dead spot for grain or bulk commodities to build up like other brands.

3. 20" king pin setting. Allows for better load distribution and more swing clearance.
4. Lights & Electrical: All weather-pack automotive style connections, sealed to prevent corrosion. Each trailer has two amber LED front clearance lamps. Sidewalls are equipped with 3 amber LED marker lamps, 2 red LED marker lamps, and 1 amber mid-turn/marker lamp in 2 rows of 3 lamps per side.
5. The upper coupler assembly is a beam truss designed for the rigors of field use. Extra crossmembers and an "X" brace are added for extra strength for field application.
6. Timpte's standard landing gear is a Holland Atlas 55 "No Lube" with a low profile cushion foot sand shoe.
7. Timpte traps are made of 1/4" aluminum plate with hat section stiffeners to minimize deflection. Each door rides on 26 sealed H.D. 1.6" diameter roller bearings designed to give years of trouble free service. Note the interior trap door seal protects against moisture intrusion.

Single Speed Door Opener: The trap operator shaft on single speed openers has been repositioned for ease of operation and clearance for swing augers.



BUILT FOR THE ROAD AHEAD

TIMPTE OFFERS MORE STANDARD FEATURES THAN ANY OTHER TRAILER MANUFACTURER



8. 18 oz. All-Welded Tarp: Heat-welded seams add strength and thickness to high stress areas.
9. Air Ride Dump Valve and Oil Filled Pressure Gauge: Included with all air-ride suspensions in a weatherproof sealed box.
10. Standard ABS System: Timpte is standard with the premium Meritor/Wabco A.B.S. system utilizing four wheel sensors, and two modulating valves.
11. Standard Flip Step Ladder: The Timpte Original! A functional ladder extension that stores in the upward position and is swung down to provide unequaled rear access and safety.
12. Rear Lamps: All weather-pack automotive style connections, sealed to prevent corrosion. 3 high-mounted red LED ID lamps and 2 high mounted red LED clearance lamps on the rear frame header; one LED license light; 6 four-inch diameter, 7-diode red LED lamps, grommet mounted — two red turn signals and four red stop/tail lamps.
13. Rear Corner Frame Posts: Gives all models the ability to vent through the corner posts.
14. Heavy duty extruded aluminum box design top rail eliminates having to use fixed structural tarp bows. Timpte bows are easily replaced if damaged. Two ridge straps are standard.



Timpte offers an industry leading 3 year "Peace of Mind No Hassle Warranty" on all new trailers.

See Timpte Warranty Card for details.

*The trailer shown above is used for DEMONSTRATION purposes only.

All referenced points are standard features on all Timpte models.

Optional upgrades on this trailer include; stainless steel corners, outside level 1 aluminum wheels

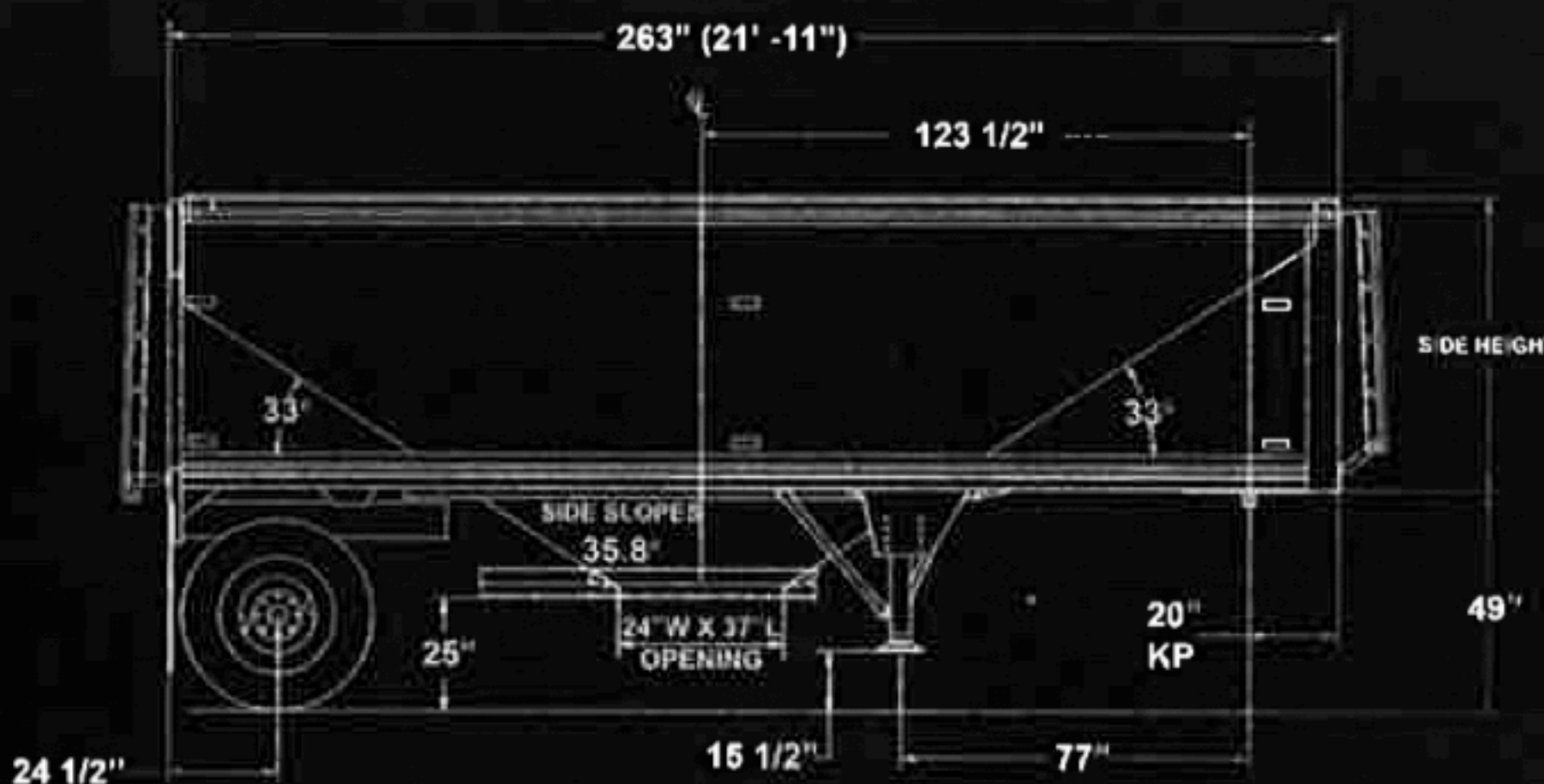
Timpte reserves the right to change design or specifications without notice. Information contained herein is general in nature and is not intended for specific applications purposes.



Since 1884

DIAGRAMS


DIAGRAMS



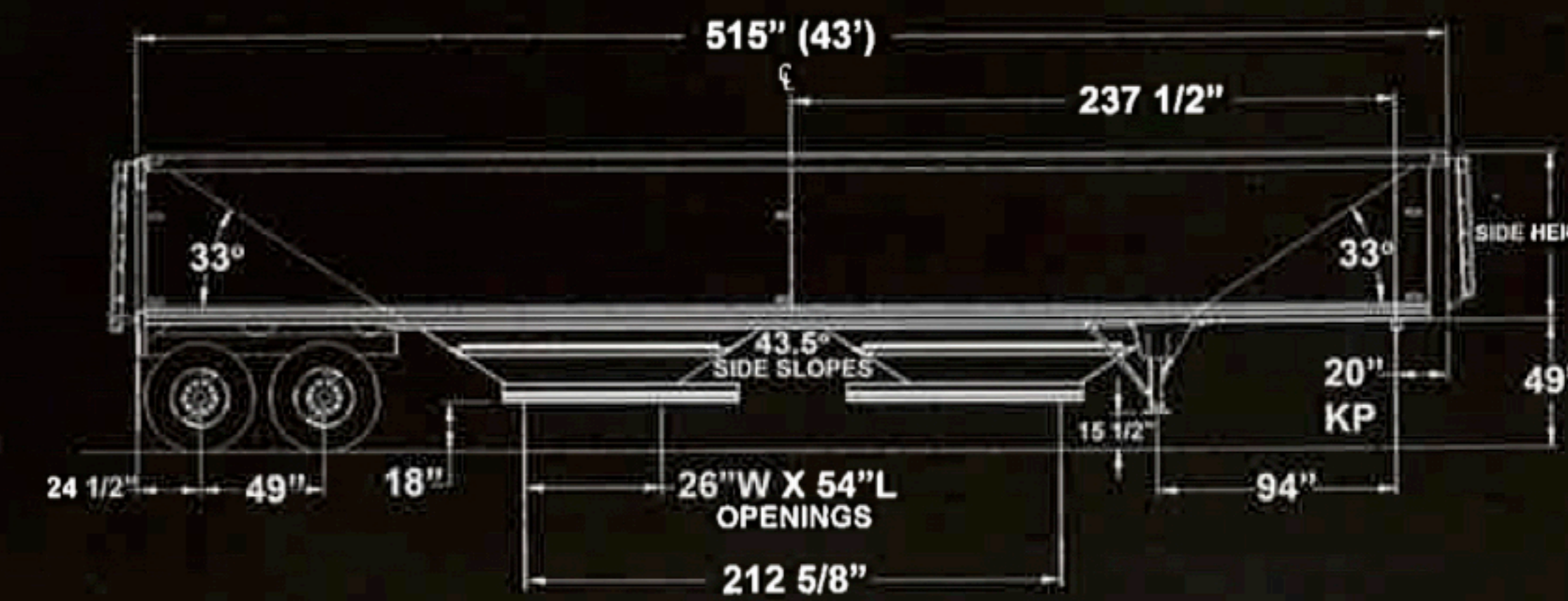
22' FARM HOPPER



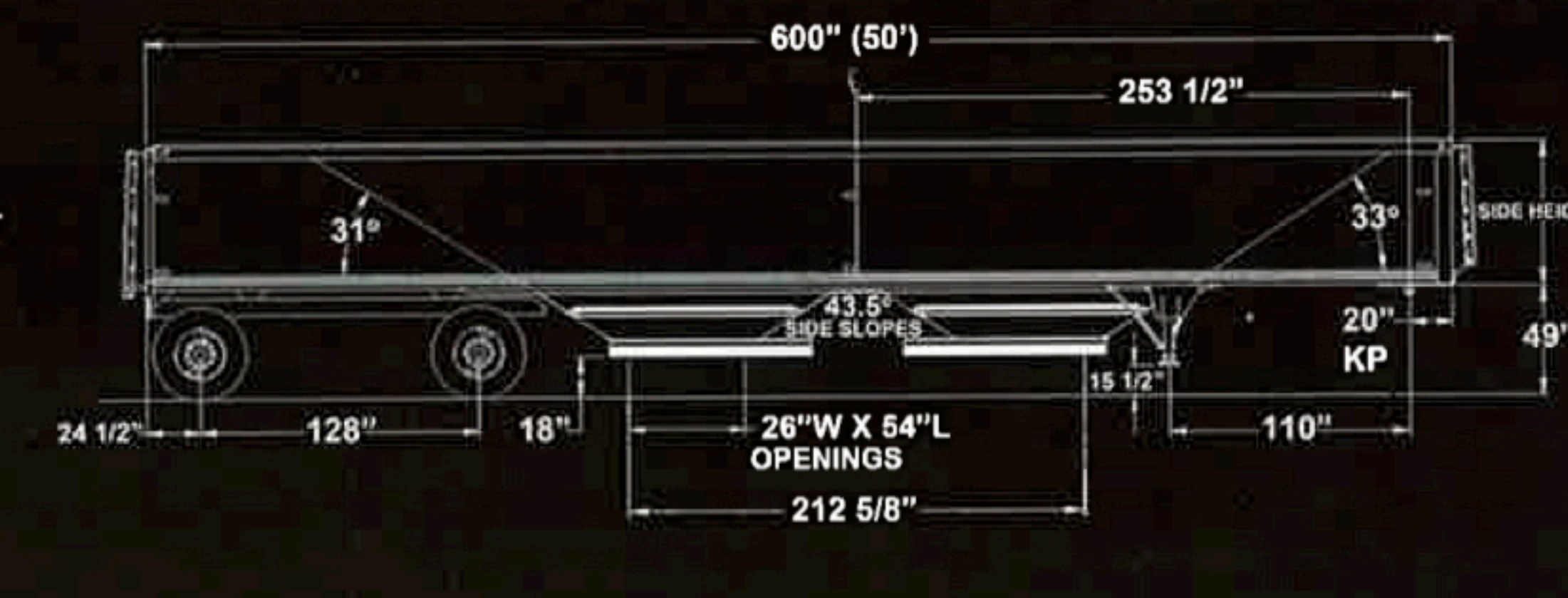
36' FARM HOPPER



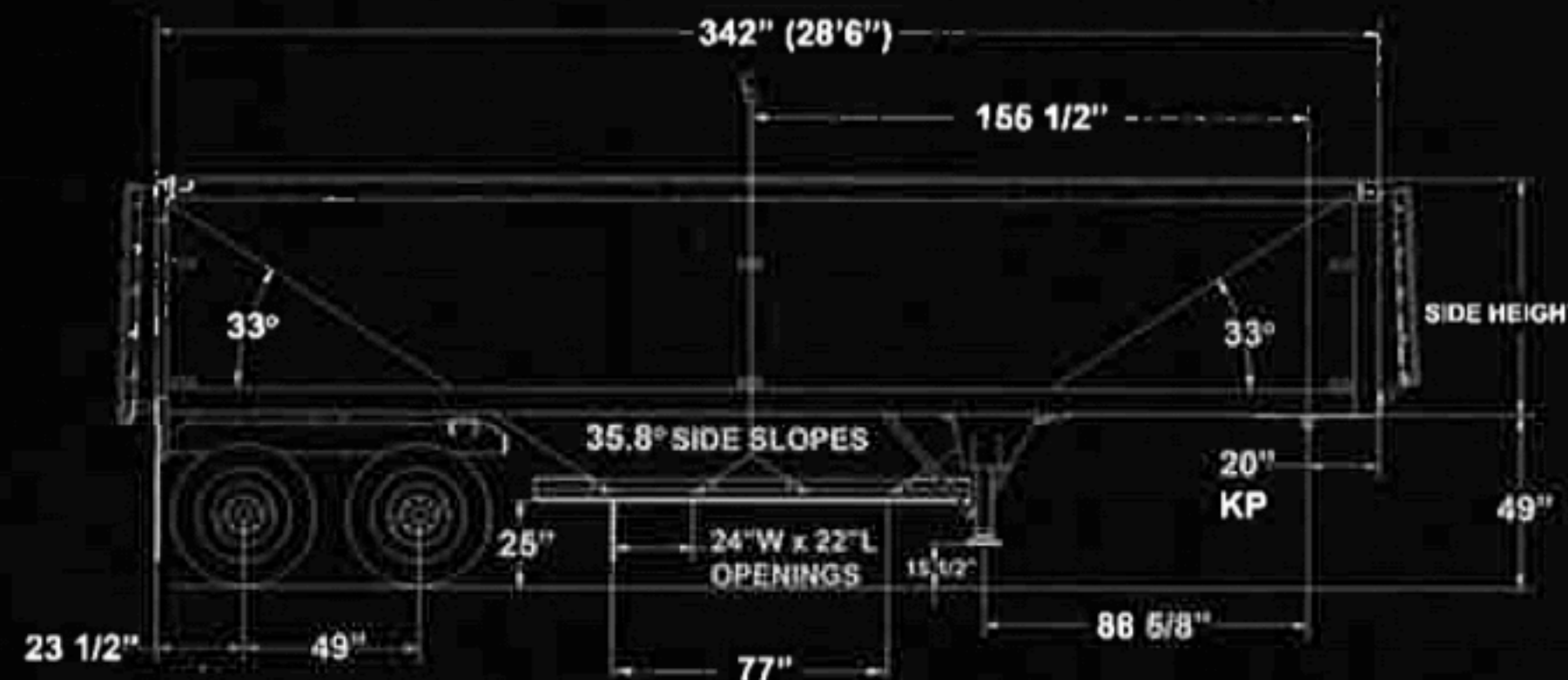
40' SUPER HOPPER SL



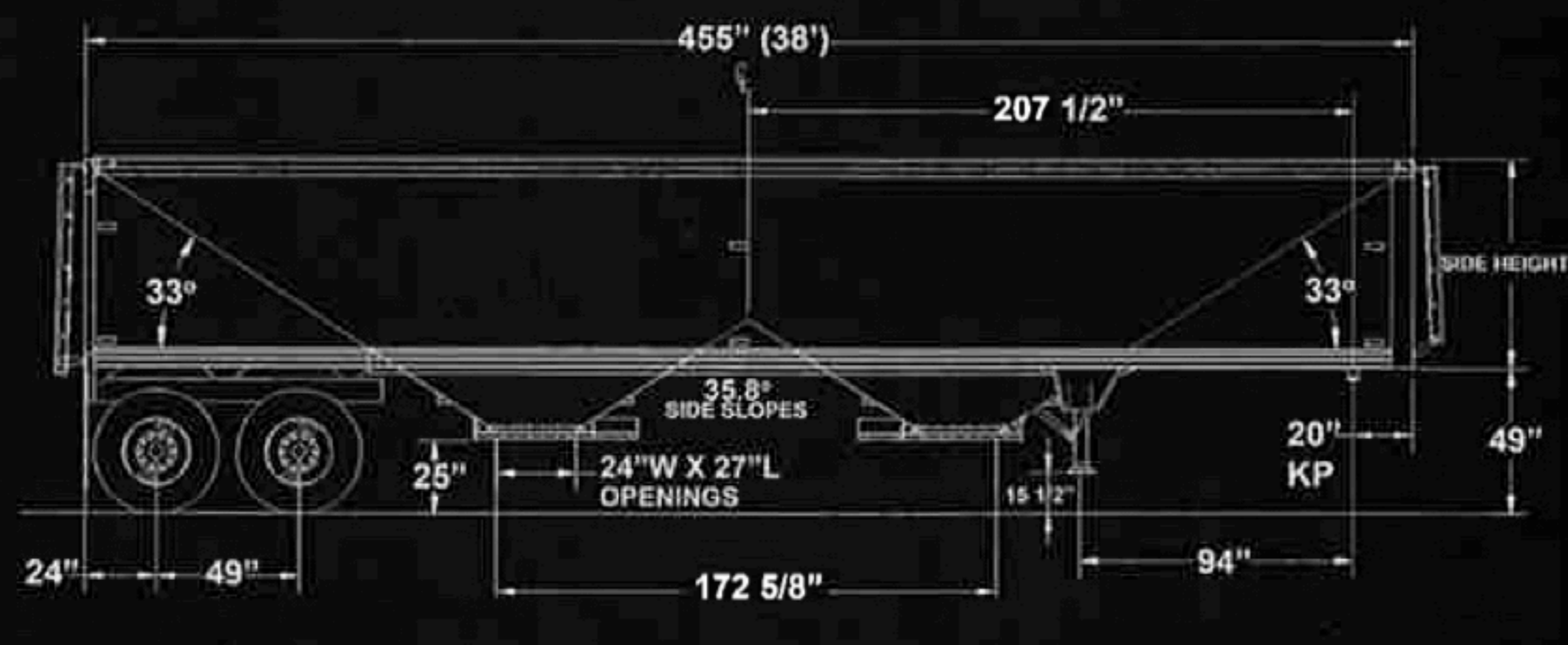
43' SUPER CUBE



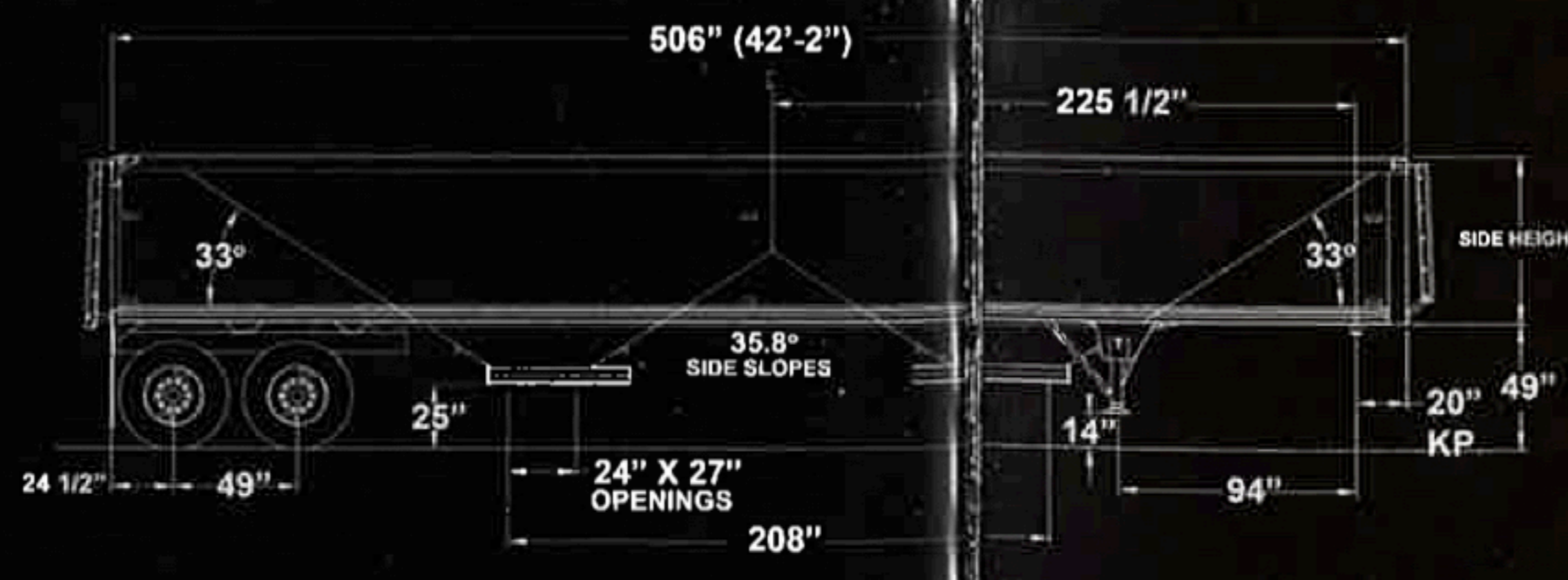
50' SPREAD-AXLE SUPER HOPPER



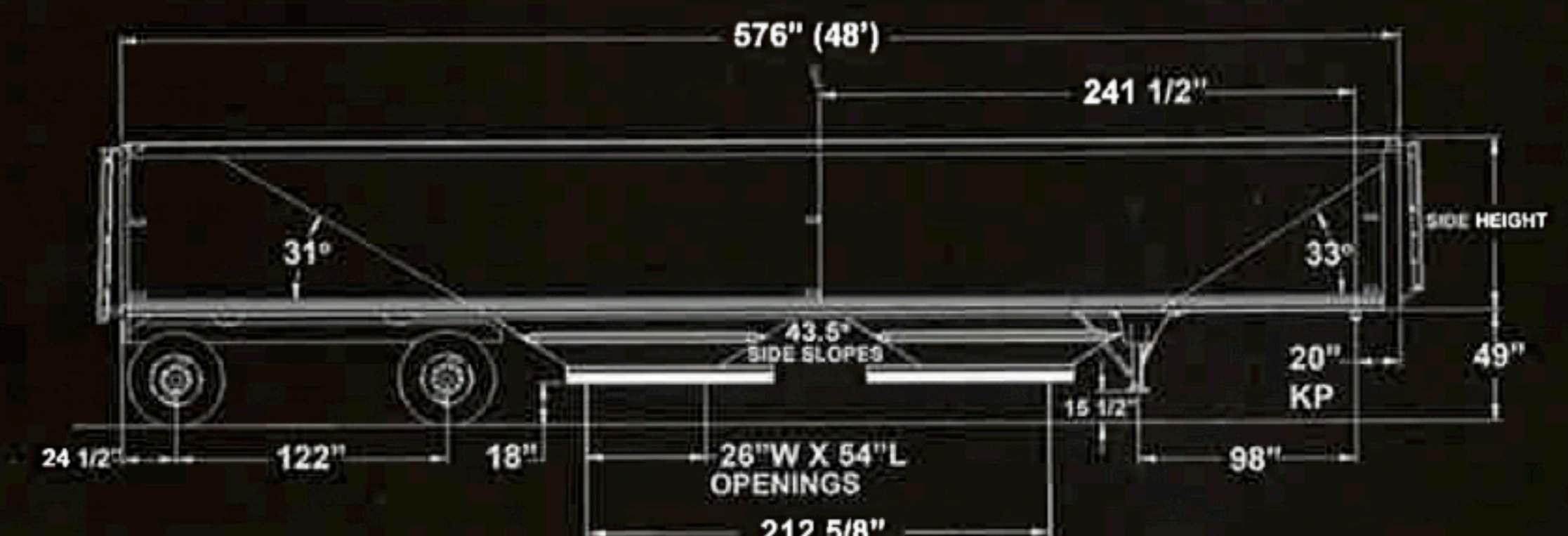
28' 6" FARM HOPPER



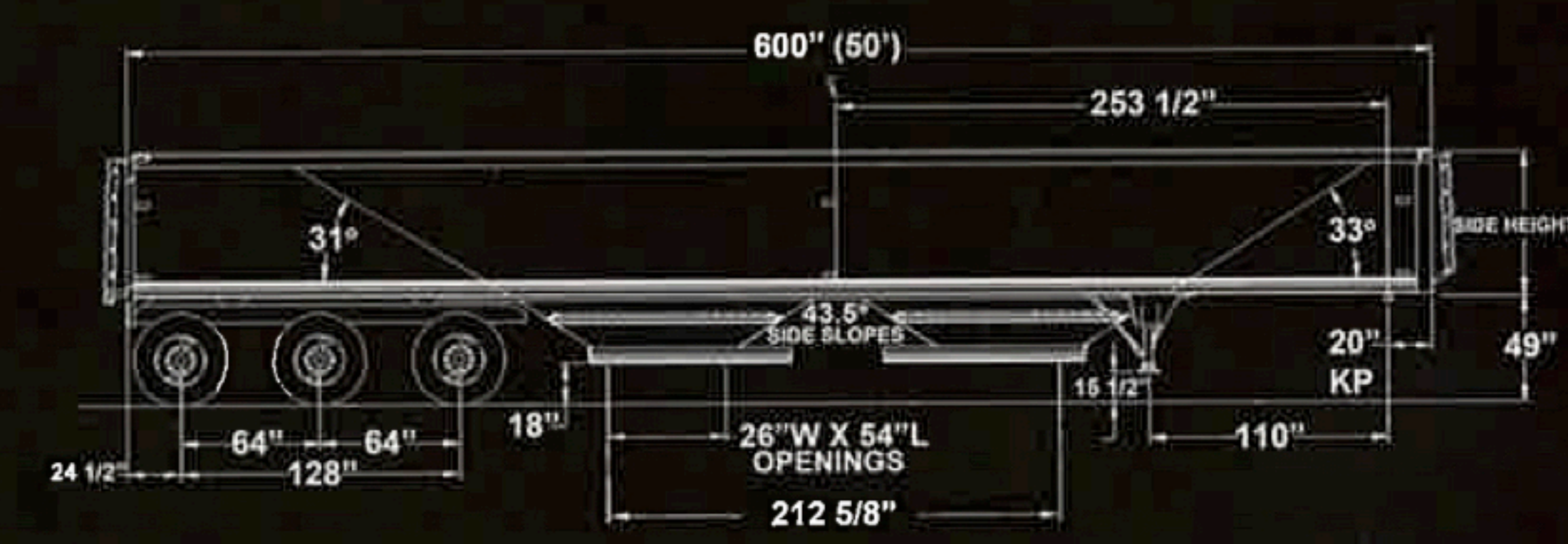
38' FARM HOPPER



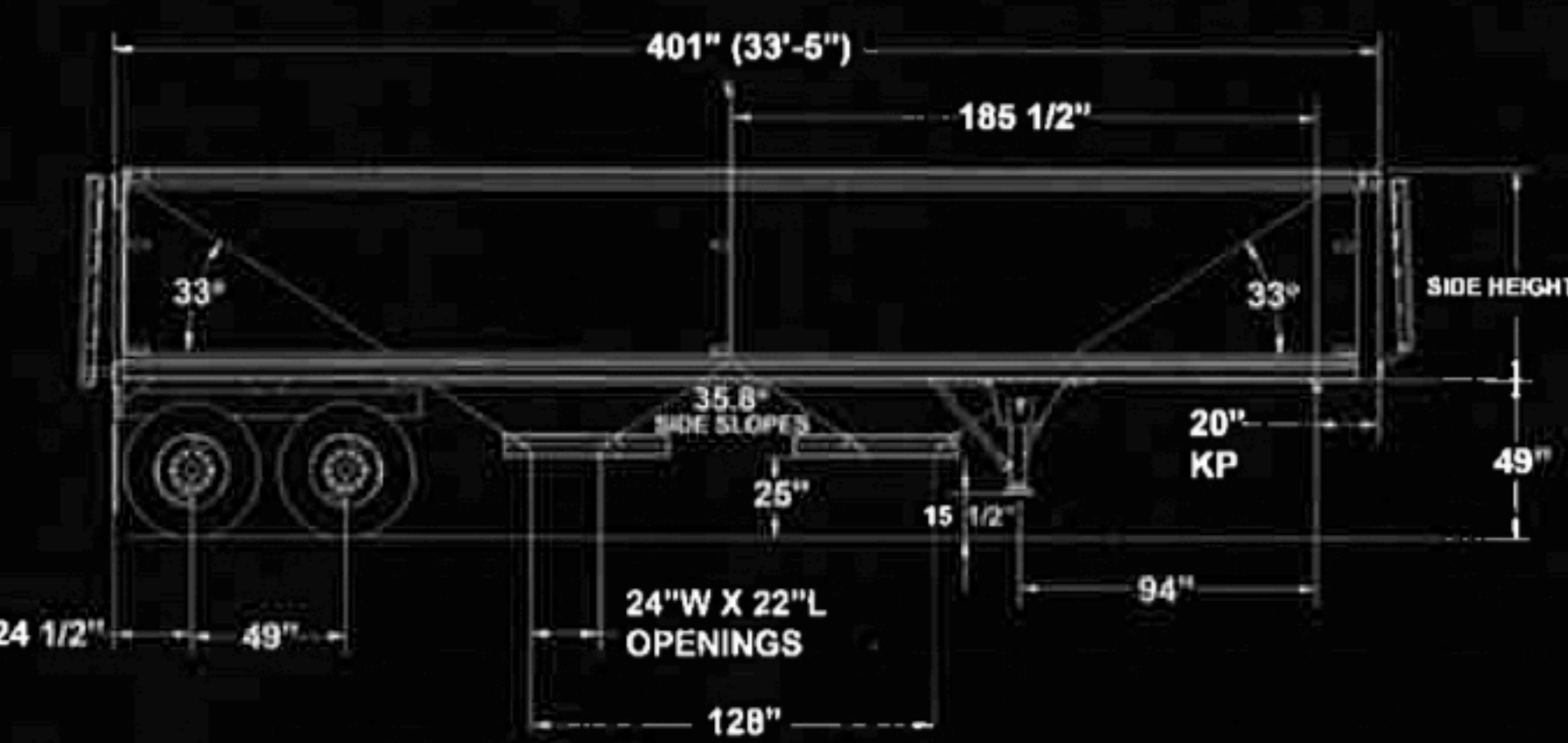
42' 2" SUPER HOPPER



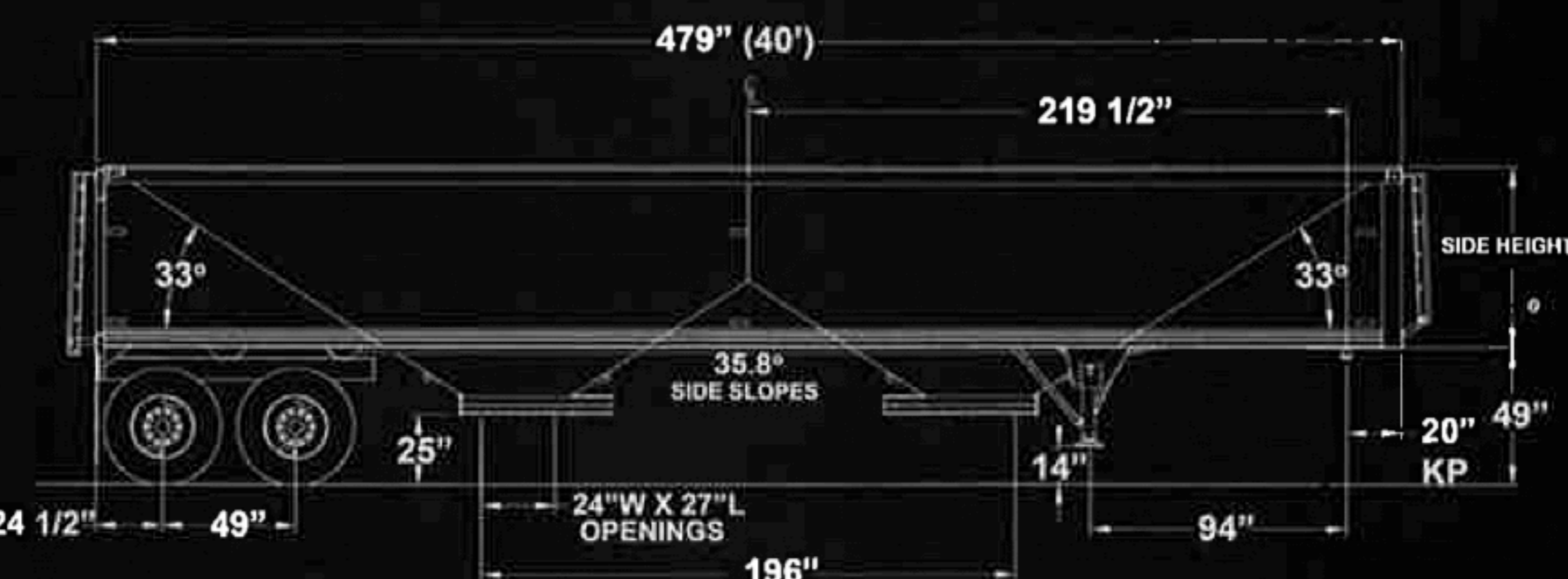
48' SPREAD-AXLE SUPER HOPPER



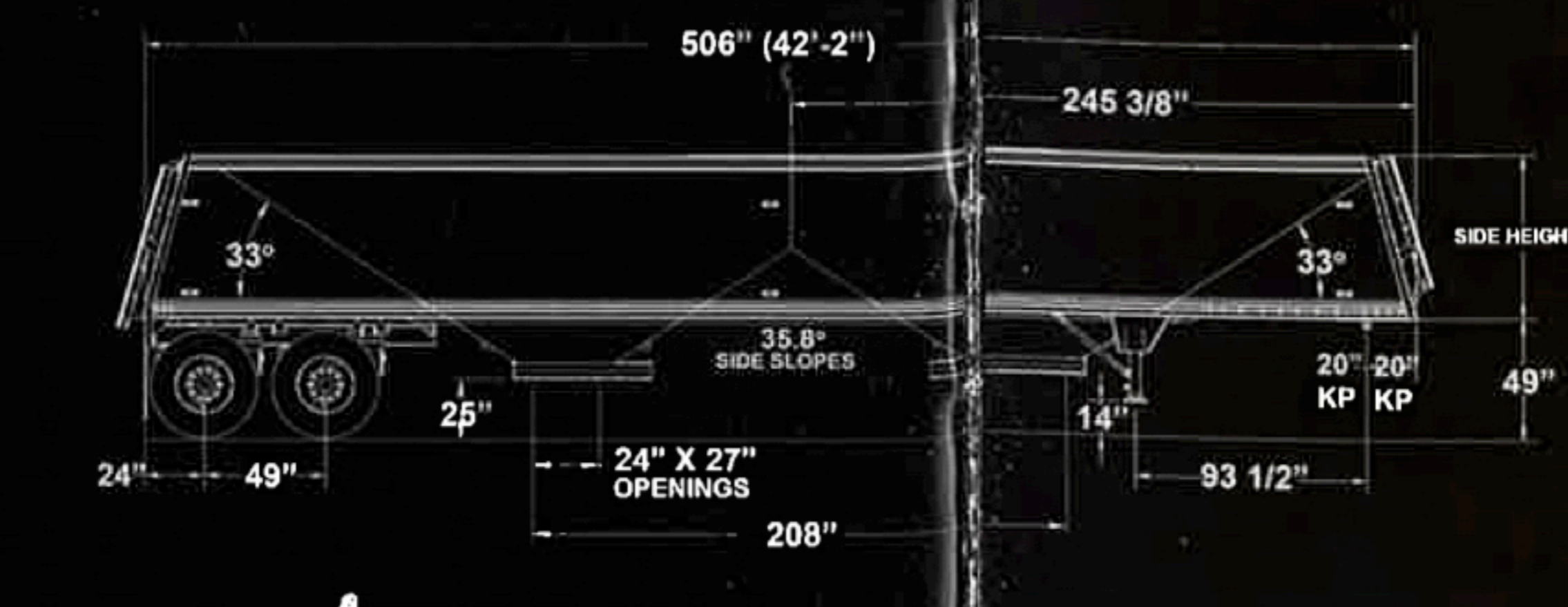
50' TRI-AXLE SUPER HOPPER



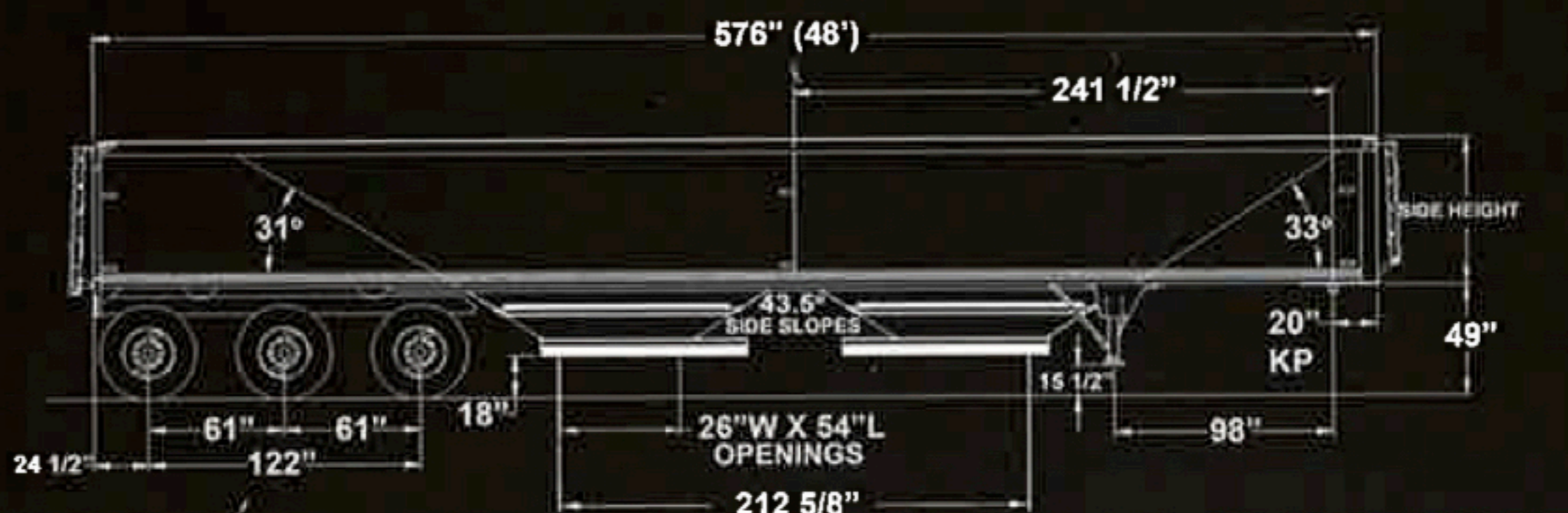
33' 5" FARM HOPPER



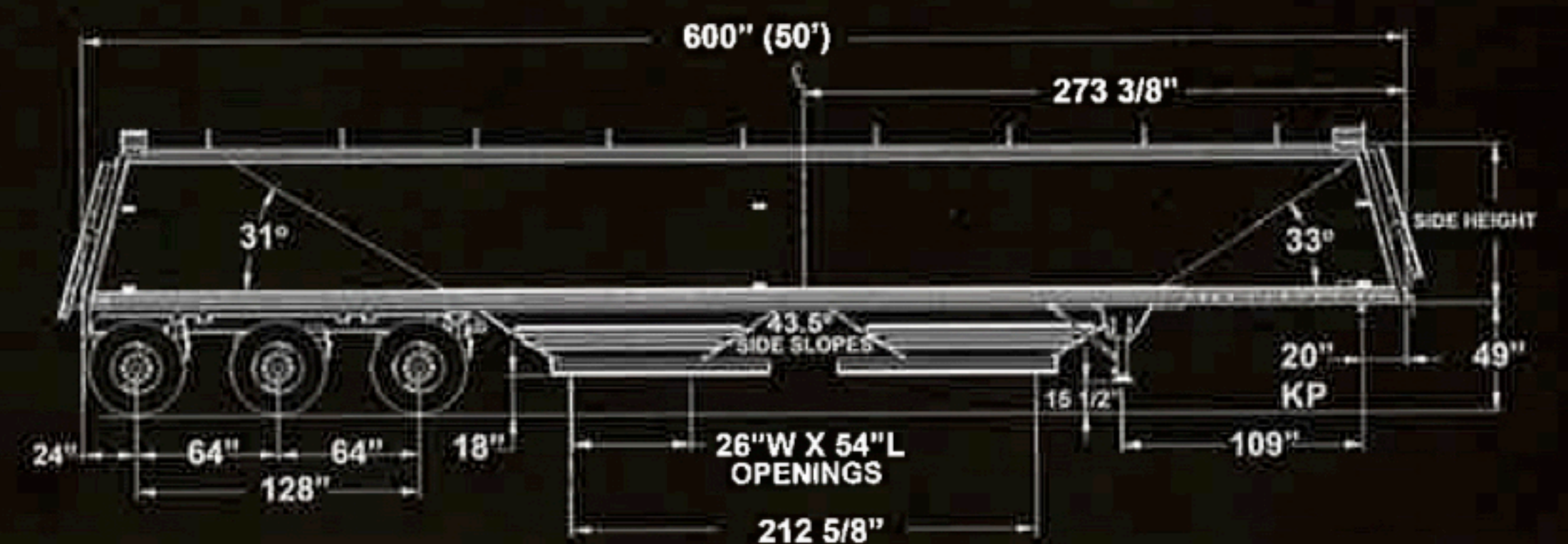
40' SUPER HOPPER



42' 2" SUPER HOPPER SL



48' TRI-AXLE SUPER HOPPER



50' SUPER HOPPER SL



Since 1884

STANDARD SPECIFICATIONS

APPLICATION	Recommended for transportation of agricultural and industrial bulk commodities
TIRES	11R24.5 Bridgestone R197 radials.
WHEELS	24.5 x 8.25 white steel disc painted, hub piloted
AXLES	22,500 lbs. beam capacity, 5 3/4" diameter, 7/16 (11 mm) wall, 71-1/2" or 77-1/2" track, 28-spline camshafts and "Q+" lining. Axles have Cam-Master "Q-style" quick-change brakes
OIL SEALS	Stemco with Hubcaps
BRAKES	16-1/2" X 7" complying with FMVSS 121
ANTI-LOCK SYSTEM	Meritor / WABCO 4 sensor. 2 modulator with constant power supplied by center auxiliary pin. Exceeds the minimum requirements of FMVSS 121, S5.5
SUSPENSION	Holland Air Ride Suspension, 17" ride height with 23,000 lbs. rating. Cast suspension beams
UPPER COUPLER	Single 1-Beam with 3/8" steel flanges, 1/4" steel pickup and coupler. 49" king pin height
SUPPORT LEGS	Square Legs, with roadside removable crank, low profile 10" square cushion foot shoe. 50,000 lbs. lift capacity. Located from king pin: 77" on 22'; 88 5/8" on 28'6"; 94" on 33' 5", 36', 38', 40', 42,2", 43'; 98" on 48'; 110" on 50'
KING PIN SETTING	20"
FRONT CORNERS	6" radius, mill finish aluminum; <i>SL Model 3"x4" rectangular tube, mill finish aluminum, 15 degree rearward slant assembly</i>
NOSE PANELS	Smooth pre-painted white .063" aluminum
SIDE LOWER RAILS	Aluminum 7-11/16" high extrusion
SIDE POSTS	Aluminum extrusion 1-3/4" Z posts on 12" centers
SIDE PANELS	Pre-painted white .048" and .063" in coupler area aluminum corrugated on 4" centers
SIDE TOP RAILS	Aluminum 5-5/8" x 6-1/4" extrusion
INTERIOR LINING SIDEWALLS	.048" one piece aluminum
DIVIDER PANEL	.080" Aluminum
METAL COATING	Black protective coating on all steel parts
WALL PROTECTORS	Three (3) molded black plastic sidewall protectors
WHEEL FLAPS	1/2" black heavy duty rubber, 24"W x 30"L
TARP	Standard Roll Tarp; 18 oz. all heat welded seams
TARP BOWS	9" rise galvanized steel arch type; Four (4) on 22'; Six (6) on 28'6", 33'5"; Seven (7) on 36', 38', 40'; Eight (8) on 42'2", 43'; Nine (9) on 48', 50'
REAR FRAME	Corrugated pre-painted white .048" aluminum panels and extruded posts: <i>SL Model - Corrugated pre-painted white .048" aluminum and 3" x 4" rectangular tube, mill finish aluminum 15 degree rearward slant assembly</i>

END SLOPE	.080" aluminum supported 'Z' shaped members; 33 degrees slope angle; <i>SL Models - 33 degree front and rear slope angle. 31 degree rear slope on tri-axes model</i>
TWIN HOPPER ASSEMBLY	22', 28'6", 33'5", 36', 38', 40', 42'2" - 96W or 102W on select models - Two piece .125" aluminum formed tubs with 35.8 degrees side slopes and 33 degree end slopes, ag tub design 43' - 96"W or 102"W / 48', 50' - 96"W or 102"W; trailer side panels of .080" aluminum with side slope angle of 43.5 degrees, center and end panels of .100" aluminum with slope angle of 33 degrees, riveted split tub design
TRAPS	Trap plates are 1/4" aluminum with steel stiffeners supported by double sealed steel ball bearings 22' - 24"W x 36"L; Hopper Clearance 25" 28'6", 33'5" - 24"W x 22"L; Hopper Clearance 25" 36', 38', 40', 42'2" - 24"W x 27"L; Hopper Clearance 25" 43', 48', 50' - 26"W x 54"L Hopper Clearance 17" 102" wide trailers add 6" to trap width
TRAP OPERATORS	Each trap is opened and closed by a manually operated 1" diameter shaft connected through a U-joint to the double rack and pinion gears using a removable crank. There are trap locks at each crankshaft. The double rack and pinion gears drive at both sides of each trap plate
STEP, LADDER, & HAND-HOLD	Aluminum ladders, handholds, and platforms are mounted on both the front and the rear, with a flip down step mounted to the base of the rear ladder
ELECTRICAL SYSTEM	Complies with FMVS 108 with connector 7" offset to roadside on nose. All weather-pack automotive style connections are sealed to prevent water intrusion and corrosion. Common Ground
SIDE & NOSE MARKERS CLEARANCE & ID LAMPS	Side Lamps — 3 amber LED, 2 red LED, and 1 amber mid-turn/ marker lamp in 2 rows of 3 lamps per side. Nose Lamps — 2 high-mounted amber LED clearance lamps Rear Lamps — 3 high-mounted red LED ID lamps and 2 high mounted red LED clearance lamps on the rear frame header
REAR TAIL LAMPS	(6)-4" diameter, 7-diode red LED lamps, grommet mounted — two red turn signals and four red stop/tail lamps.
CONSPICUITY	Red and white reflective tape mounted in line with bottom row of side marker lamps and full width across rear of trailer. White reflective tap mounted on top corners of rear frame



SINCE 1884



1827 Industrial Drive • David City, NE 68632 • (402) 367-3056 • www.timpte.com • sales@timpte.com

Timpte reserves the right to change design or specifications without notice. Information contained herein is general in nature and is not intended for specific applications purposes.